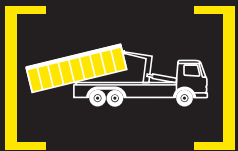


TELESCOPIC T18 - T26

PALFINGER PALIFT



THE TRUE ALLROUNDERS
– STRONG, ECONOMIC AND FLEXIBLE




PAYLOAD CHAMPION WITH MANY TALENTS

Hookloaders in the PALIFT TELESCOPIC series – with their balanced ratio of dead weight and lifting capacity – are the true payload champions on the market, unique in their versatility and flexibility.

The telescopic hook arm permits the use of containers in different lengths and therefore opens up a broad range of applications. Impressive thanks to its universal and economic performance, the PALIFT T has become indispensable in many sectors.

PALIFT TA: The tiltable hook arm with its flat lift angle yields even more variation in the containers that can be used and the applications that can be performed. Underfloor loading and jobs inside buildings become easy to handle. Models in ACTS design meet the requirements of all railway companies and permit smooth rail transshipment.



PALIFT, SUCCESSFUL IN MANY AREAS OF APPLICATION



Equipment hire



Waste disposal



Humanitarian organisations



Military



Construction industry



Road maintenance



Trailer transfer



Metals recycling

SUCCESSFUL THROUGH FUNCTION AND CUSTOMER-ORIENTED DESIGN




Mechanical or pneumatical hook safety



Cab control



Aluminium cover



Stabiliser



DIN locking



Container support



Container locking



Rear pulleys




Under ride protection

COMFORTABLE, SAFE AND SERVICE-FRIENDLY

Numerous equipment options meet the highest requirements of comfort, safety and service-friendliness:

The Soft Stop prevents wear and eases the burden on the truck. The slim ergonomic in-cab control serves as the central control unit with all function displays and is easy to install with the aid of a magnetic holder. The progressive control system permits sensitive working and the comfort hook ensures rapid loading operations.

The extensive safety equipment (load-holding valves on all hydraulically activated movements) meets the required safety standards. Thanks to the service-friendly design, the hydraulic control system can be expanded without difficulty to incorporate additional functions.

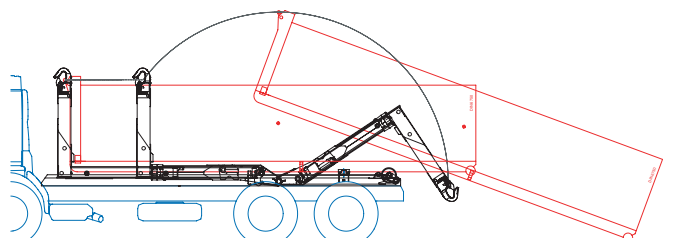


OPTION LIST TELESCOPIC	T18 - T26	T18A - T26A	T18 - T26 ACTS
Mechanical hook safety	○	○	–
Pneumatic hook safety	○	○	●
Comfort hook	○	○	○
Mechanical adjustable hook height 1425/1570	◆	◆	◆
Non-standard hook heights	◆	◆	–
Hydraulic adjustable hook height 1450 - 1570	◆	–	–
Rear external hydraulic locking (inside or outside)	○	○	○
Front hydraulic locking	○	○	◆
Twist-locks	◆	◆	◆
Rear mechanical locking (NF)	○	○	–
Rear mechanical locking (DIN stop)	○	○	○
Axle stabilizer	○	○	○
Rear roller stabilizer	○	○	○
Progressive cab control	●	●	●
Rapid motion	○	○	○
Soft stop	●	●	●
Slow motion	●	●	●
Different main valve positions	○	○	○
CE kit	●	●	●
Electric wiring according to ADR regulation	○	○	○
Working light	○	○	○
Main valve cover	○	○	○
Additional cradle support kit	○	○	○
Cradle support for short container	○	○	–
Articulated underride protection (GVW 13 - 32T)	○	○	○
Telescopic articulated underride protection (GVW 19 - 32T)	○	○	○
Rear pulleys 30°	○	○	○
Load holding valves for all movements	●	●	●
PTO check light	●	●	●
Cab control magnetic fixation	●	●	●
Prepared for centralised lubrication system	●	●	●
Automatic tipping frame – hinge locking	●	●	●
Long life bushes	●	●	●

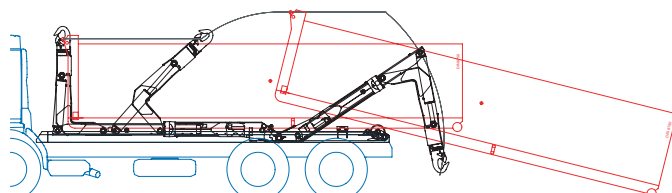
● Standard ○ Option ◆ On request – Not available

GREATER EFFICIENCY THROUGH FLAT LOADING CURVES

TELESCOPIC



TELESCOPIC - A / ACTS



Type	Lifting capacity (t)	Weight (kg)	Container length (mm)	Transport height (mm)	Max. tipping angle	Permissible total weight (t)
T 18	18	2000	4000 - 7250	240	53°	26
T 20	20	2100	4000 - 7250	240	53°	26
T 22	22	2300	4000 - 7500	240	53°	26 / 32
T 24	24	2350	4000 - 6750	240	53°	32
T 26	26	2500	4000 - 7500	250	53°	32

Type	Lifting capacity (t)	Weight (kg)	Container length (mm)	Transport height (mm)	Max. tipping angle	Permissible total weight (t)
T 18 A	18	2200	3500 - 7250	240	53°	26
T 20 A	20	2300	3500 - 7250	240	53°	26
T 22 A	22	2500	3500 - 7750	240	53°	26 / 32
T 24 A	24	2600	3500 - 6750	240	50°	32
T 26 A	26	2900	3500 - 7750	280	53°	32

Type	Lifting capacity (t)	Weight (kg)	Container length (mm)	Transport height (mm)	Max. tipping angle	Permissible total weight (t)
T 18 ACTS	18	2500	3250 - 7250	250	53°	26
T 20 ACTS	20	2600	3250 - 7250	250	53°	26
T 22 ACTS	22	2700	3250 - 7500	250	53°	26 / 32
T 24 ACTS	24	2750	3500 - 7250	250	50°	32
T 26 ACTS	26	3050	3500 - 7750	290	50°	32

- Weight depends on equipment and unit length
- Container length depends on locking system and unit length; the stated container lengths refer in each case to the shortest and longest unit length
- Maximum tipping angle depends on equipment and unit length
- Lifting capacity depends on the container length, truck frame height and hook height

More than 35 years of experience in the manufacture of hookloaders along with 1500 service and sales outlets in more than 125 countries speak for the reliability of our products.

The equipment displayed is partly fitted with special equipment and therefore do not always correspond to the standard model. Country specific stipulations must be additionally adhered to.

